

# Conext TL

## Three-phase grid-tie solar inverters

### Ideal solar power generators for commercial buildings, carports and decentralised power plants

The new Conext™ TL 15 kW and TL 20 kW grid-tie solar inverters are suited for outdoor use and are the ideal solution for commercial buildings, carports and decentralised PV plants up to the MW range. The inverters provide dual MPP (Maximum Power Point) trackers with a wide voltage range, peak efficiency of greater than 98% for fast ROI. The embedded Modbus communication card allows connectivity with a large range of Schneider Electric™ products, as well as the option to easily add third party monitoring solutions. Backed by Schneider Electric's global service infrastructure and its expertise in energy management, the Conext TL series are the inverters you can trust for quality and reliability.

#### Why choose Conext TL?



##### True bankability

- Warranty from a trusted partner with 178 years of experience
- World leader in industrial power drives, UPS and electrical distribution
- Strong service infrastructure worldwide to support your global needs



##### Higher return on investment

- High conversion efficiency: >98% peak efficiency
- Broad operating range to harvest more energy (early mornings and late afternoons)
- Higher ROI with dual MPPT
- Great value for money: DC switch, AC connectors and RS485 ports are included



##### Designed for reliability

- Robust design through rigorous Multiple Environmental Over Stress Testing (MEOST) and Temperature Humidity Bias (THB)
- IP65 compliant rugged, completely sealed unit to stand the harshest environmental conditions
- Design and qualified for applications in tropical environments through conformal coating and salt fog testing



##### Flexible

- Wide MPPT voltage range (350 - 850 V)
- Modular system designs using a combination of models
- Easy to connect to third party monitoring solutions
- Appropriate for outdoor installations (IP65 electronics)



##### Easy to service

- Easily replaceable fan block and communications card
- Integrated DC switch
- Ability to remotely disable

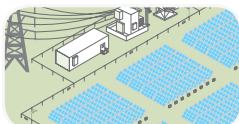


##### Easy to install

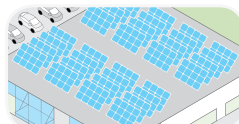
- Easy and fast mounting with included bracket
- Pluggable AC and DC Connectors (MC4)
- Auto country/multilingual configurations



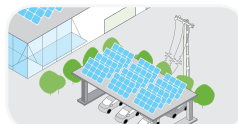
#### Product applications



PV power plants  
decentralised



Commercial grid-tie  
decentralised



Carports

Device short name	TL 15000 E	TL 20000 E
<b>Electrical specifications</b>		
<b>Input (DC)</b>		
MPPT voltage range, full power	350 - 800 V	350 - 800 V
Operating voltage range	200 - 1000 V	200 - 1000 V
Starting voltage	250 V	250 V
Max. input voltage, open circuit	1000 V	1000 V
Number of MPPT	2	2
Max. input current per MPPT	23 A	30 A
Nominal input power (cosφ=1)	15.6 kW	20.8 kW
Max. DC input power per MPPT	8.5 kW	11.0 kW
DC connection type	MC4, 4 pairs (2+2)	MC4, 4 pairs (2+2)
DC switch	Integrated	Integrated
<b>Output (AC)</b>		
Nominal output power	15 kVA	20 kVA
Max. AC output power	15.8kVA	21.0 kVA
Nominal output voltage	230 / 400 V, three-phase	230 / 400 V, three-phase
Isolation	Transformerless	Transformerless
AC voltage range	184 - 276 V	184 - 276 V
Frequency	50 / 60 Hz	50 / 60 Hz
Frequency range	50 / 60 +/- 3 Hz	50 / 60 +/- 3 Hz
Max. output current	24.0 A	32.0 A
Total harmonic distortion	< 3 %	< 3 %
Power factor (adjustable)	0.8 lead to 0.8 lag	0.8 lead to 0.8 lag
AC connection type	IP67 connector	IP67 connector
<b>Efficiency</b>		
Peak	98.0%	98.0 %
European	97.3 %	97.5 %
<b>General specifications</b>		
Power consumption, night time	< 2 W	< 2 W
IP degree of protection	IP65 (electronics), IP55 (balance)	IP65 (electronics), IP55 (balance)
Cooling	Fan cooled	Fan cooled
Enclosure material	Aluminium	Aluminium
Product weight	67.2 kg (148.2 lb)	67.2 kg (148.2 lb)
Shipping weight	122.0 kg (269.0 lb)	122.0 kg (269.0 lb)
Product dimensions (H x W x D)	96.0 x 61.2 x 27.8 cm (37.8 x 24.1 x 10.9 in)	96.0 x 61.2 x 27.8 cm (37.8 x 24.1 x 10.9 in)
Shipping dimensions (H x W x D)	115.0 x 79.0 x 48.0 cm (45.3 x 31.1 x 18.9 in)	115.0 x 79.0 x 48.0 cm (45.3 x 31.1 x 18.9 in)
Ambient air temperature for operation	-20 to 60°C (-4°F to 140°F)**	-20 to 60°C (-4°F to 140°F)**
Operating altitude	Up to 2000 m	Up to 2000 m
Relative humidity	4 - 100 % (condensing)	4 - 100 % (condensing)
Noise emission (at 1 m distance)	< 55 dBA	< 55 dBA
<b>Features and options</b>		
Embedded data logger	365 days	
Display	5" Graphic LCD (320 x 240 pixels), 4 buttons	
Communication interface	Modbus (RS485)	
Multifunction relay	Yes	
Warranty in years (standard/optional)	5 / 10	
<b>Regulatory approval</b>		
Electrical safety	CE marked for the Low Voltage Directive EN / IEC 62109-1 / EN / IEC 62109-2 AS3100 (Australia / Israel***)	
Grid interconnection* UTE C15-712-1,	BDEW***, VDE0126-1-1, VDE-AR-N 4105, RD1663, RD661, RD1699, ENEL-Guida***, CEI 0-21, A70, G59/2***, AS4777, SI4777***, PO12.3***, IEC 62116***, IEC 61727***	
Environmental	RoHS, REACH	
EMC	CE marked for the EMC directive 2004-108-EC Emissions: EN 61000-6-3 (residential) Immunity: EN 61000-6-2 (industrial)	
<b>Available product variants</b>		
Standard	PVSNVC15000	PVSNVC20000

Specifications are subject to change without notice. \*More available upon request. \*\*-15°C cold start temperature. Vpv ≥500V. \*\*\*Only for TL 15000 E and TL 20000 E.