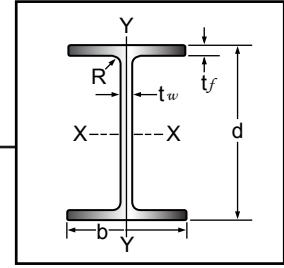
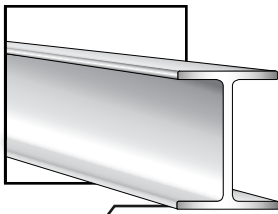


# Wide Flange

## American Standard (Inches)

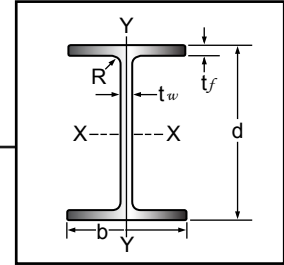


Size	Weight		Depth of Section, d	Flange		Web Thickness, t <sub>w</sub>	Weight per	
				Width, b	Thickness, t <sub>f</sub>		20ft	40ft
in	lbs/ ft	kg/ M	mm	mm	mm	mm	kg	kg
W4 4 x 4	13.0	19.39	105.66	103.12	8.76	7.11	118.18	236.36
W5 5 x 5	16.0	23.86	127.00	127.00	9.14	6.10	145.45	290.91
	18.9	28.19	127.00	127.00	10.50	7.95	171.82	343.64
	19.0	28.34	130.80	127.80	10.92	6.86	172.73	345.45
W6 6 x 4	9.0	13.42	149.90	100.10	5.46	4.32	81.82	163.64
	12.0	17.90	152.40	101.60	7.09	5.84	109.09	218.18
	16.0	23.86	158.75	102.36	10.20	6.60	145.45	290.91
W6 6 x 6	15.0	22.37	152.40	152.27	6.83	5.97	136.36	272.73
	20.0	29.83	157.48	152.86	9.32	6.55	181.82	363.64
	25.0	37.28	161.80	154.43	11.50	8.13	227.27	454.55
W8 8 x 4	10.0	14.91	200.66	100.08	5.18	4.32	90.91	181.82
	13.0	19.39	203.20	101.60	6.45	5.84	118.18	236.36
	15.0	22.37	206.25	101.98	7.98	6.22	136.36	272.73
W8 8 x 5 1/4	18.0	26.84	206.80	133.40	8.38	5.84	163.64	327.27
	21.0	31.32	210.30	133.90	10.16	6.35	190.91	381.82
W8 8 x 6 1/2	24.0	35.79	201.42	165.10	10.10	6.22	218.18	436.36
	28.0	41.76	204.72	166.12	11.70	7.24	254.55	509.09
W8 8 x 8	29.0	43.00	200.00	205.00	9.00	9.00	263.64	527.27
	31.0	46.23	203.20	203.20	11.00	7.32	281.82	563.64
	35.0	52.20	206.25	203.89	12.50	8.00	318.18	636.36
	36.0	53.69	203.70	207.10	11.30	11.30	327.27	654.55
	40.0	59.65	209.55	205.16	14.10	9.27	363.64	727.27
	48.0	71.59	215.90	206.17	17.35	10.29	436.36	872.73
	58.0	86.50	222.25	208.84	20.52	12.95	527.27	1054.55
	67.0	99.92	228.60	210.49	23.70	14.60	609.09	1218.18
W10 10 x 4	12.0	17.90	250.70	100.60	5.33	4.83	109.09	218.18
	15.0	22.37	254.00	101.60	6.83	5.84	136.36	272.73
	17.0	25.35	257.05	101.85	8.36	6.10	154.55	309.09
	19.0	28.34	260.35	102.11	10.00	6.35	172.73	345.45
W10 10 x 5 3/4	22.0	32.81	258.30	146.00	9.14	6.10	200.00	400.00
	26.0	38.78	262.40	146.60	11.18	6.60	236.36	472.73
	30.0	44.74	265.90	147.60	12.95	7.62	272.73	545.45

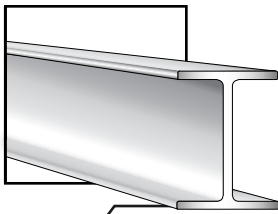


# Wide Flange

American Standard (Inches)

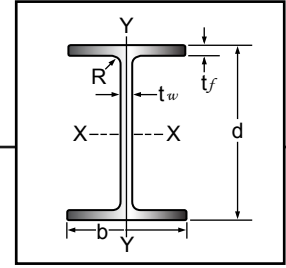


Size	Weight		Depth of Section, d	Flange		Web Thickness, t <sub>w</sub>	Weight per	
				Width, b	Thickness, t <sub>f</sub>		20ft	40ft
in	lbs/ ft	kg/ M	mm	mm	mm	mm	kg	kg
W10 10 x 8	33.0	49.22	247.65	202.29	11.00	7.42	300.00	600.00
	39.0	58.16	252.48	202.95	13.40	8.80	354.55	709.09
	45.0	67.11	257.05	203.76	15.70	8.89	409.09	818.18
W10 10 x 10	42.0	62.64	246.40	255.90	10.54	10.67	381.82	763.64
	49.0	73.08	254.00	254.00	14.10	8.64	445.45	890.91
	54.0	80.53	257.05	254.71	15.70	9.35	490.91	981.82
	57.0	85.01	253.70	259.70	14.35	14.35	518.18	1036.36
	60.0	89.48	260.35	255.90	17.35	10.54	545.45	1090.91
	66.0	98.43	263.65	256.97	19.00	11.61	600.00	1200.00
	68.0	101.41	264.20	257.30	19.56	11.94	618.18	1236.36
	72.0	107.38	266.70	258.32	20.52	12.95	654.55	1309.09
	77.0	114.84	269.75	258.95	22.05	13.59	700.00	1400.00
	89.0	132.73	276.35	260.98	25.35	15.62	809.09	1618.18
	100.0	149.14	282.45	262.76	28.40	17.40	909.09	1818.18
W12 12 x 4	14.0	20.88	302.51	100.79	5.69	5.03	127.27	254.55
	16.5	24.61	304.80	101.60	6.83	5.84	150.00	300.00
	19.0	28.34	308.86	101.78	8.86	6.02	172.73	345.45
	22.0	32.81	312.67	102.36	10.70	6.60	200.00	400.00
	26.0	38.78	310.40	164.80	9.65	5.84	236.36	472.73
W12 12 x 6 1/2	27.0	40.27	303.78	165.02	10.10	6.02	245.45	490.91
	30.0	44.74	313.40	165.60	11.18	6.60	272.73	545.45
	31.0	46.23	307.09	165.73	11.80	6.73	281.82	563.64
	35.0	52.20	317.50	166.60	13.21	7.62	318.18	636.36
	36.0	53.69	310.90	166.75	13.70	7.75	327.27	654.55
	40.0	59.65	303.28	203.20	13.10	7.47	363.64	727.27
W12 12 x 8	45.0	67.11	306.32	204.27	14.60	8.53	409.09	818.18
	50.0	74.57	309.63	205.16	16.20	9.42	454.55	909.09
	53.0	79.04	306.32	254.00	14.60	8.76	481.82	963.64
W12 12 x 10	58.0	86.50	309.63	254.36	16.20	9.12	527.27	1054.55
	53.0	79.04	299.20	305.90	11.05	11.05	481.82	963.64
W12 12 x 12	63.0	93.96	303.30	308.00	13.08	13.08	572.73	1145.45
	65.0	96.94	307.85	304.80	15.30	9.91	590.91	1181.82
	72.0	107.38	311.15	305.82	17.04	10.92	654.55	1309.09
	74.0	110.36	308.10	310.30	15.37	15.48	672.73	1345.45
	79.0	117.82	314.45	306.83	18.69	11.94	718.18	1436.36
	84.0	125.27	311.90	312.30	17.40	17.40	763.64	1527.27
	85.0	126.77	317.50	307.47	20.22	12.57	772.73	1545.45

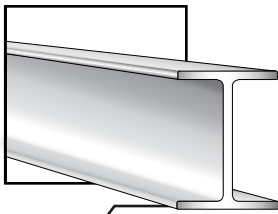


# Wide Flange

## American Standard (Inches)

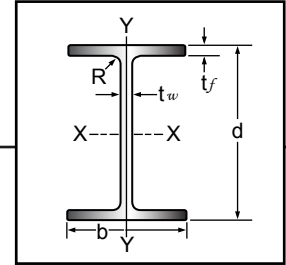


Size	Weight		Depth of Section, d	Flange		Web Thickness, t <sub>w</sub>	Weight per	
				Width, b	Thickness, t <sub>f</sub>		20ft	40ft
in	lbs/ ft	kg/ M	mm	mm	mm	mm	kg	kg
W12 12 x 12	87	129.75	318.30	308.00	20.57	13.08	790.91	1581.82
	92	137.21	320.55	308.74	21.74	13.84	836.36	1672.73
	96	143.17	322.80	308.90	22.86	13.97	872.73	1745.45
	99	147.65	323.85	309.68	23.39	14.78	900.00	1800.00
	106	158.08	327.15	310.64	25.04	15.75	963.64	1927.27
	120	178.96	333.25	312.93	28.09	18.03	1090.91	2181.82
	136	202.83	340.60	315.00	31.75	20.07	1236.36	2472.73
	152	226.69	348.20	317.00	35.56	22.10	1381.82	2763.64
	161	240.11	352.55	317.88	37.74	22.99	1463.64	2927.27
	170	253.53	356.40	319.30	39.62	24.38	1545.45	3090.91
	190	283.36	365.25	321.82	44.09	26.92	1727.27	3454.55
210	313.19	374.00	325.00	48.30	30.00	1909.09	3818.18	
230	343.01	382.00	328.00	52.60	32.60	2090.91	4181.82	
W14 14 x 5	22	32.81	348.49	127.00	8.51	5.84	200.00	400.00
	26	38.78	352.81	127.63	10.60	6.48	236.36	472.73
W14 14 x 6 3/4	30	44.74	352.04	171.02	9.73	6.86	272.73	545.45
	34	50.71	355.60	171.45	11.50	7.29	309.09	618.18
	38	56.67	358.65	172.11	13.00	7.95	345.45	690.91
W14 14 x 8	43	64.13	347.47	203.20	13.40	7.82	390.91	781.82
	48	71.59	350.77	203.99	15.00	8.61	436.36	872.73
	53	79.04	354.08	204.77	16.70	9.40	481.82	963.64
W14 14 x 10	61	90.97	353.31	254.00	16.30	9.60	554.55	1109.09
	68	101.41	357.12	255.02	18.24	10.62	618.18	1236.36
	74	110.36	360.43	255.83	19.89	11.43	672.73	1345.45
	82	122.29	363.50	257.30	21.72	12.95	745.45	1490.91
W14 14 x 12	78	116.33	357.12	304.80	18.24	10.87	709.09	1418.18
	84	125.27	360.17	305.38	19.76	11.46	763.64	1527.27
	73	108.87	345.70	370.50	12.83	12.83	663.64	1327.27
W14 14 x 14 1/2	87	129.75	355.60	368.30	17.48	10.67	790.91	1581.82
	89	132.73	351.30	373.30	15.62	15.62	809.09	1618.18
	90	134.22	356.10	368.80	18.03	11.18	818.18	1636.36
	95	141.68	358.65	369.44	19.00	11.81	863.64	1727.27
	99	147.65	359.70	370.00	19.81	12.32	900.00	1800.00
	102	152.12	355.90	375.50	17.91	17.91	927.27	1854.55
	103	153.61	361.95	370.20	20.65	12.57	936.36	1872.73
	109	162.56	363.70	371.00	21.84	13.34	990.91	1981.82
	111	165.54	365.00	371.35	22.17	13.72	1009.09	2018.18
	117	174.49	360.90	378.10	20.45	20.45	1063.64	2127.27
120	178.96	367.80	372.60	23.88	14.99	1090.91	2181.82	

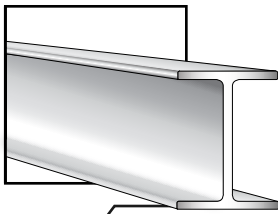


# Wide Flange

## American Standard (Inches)

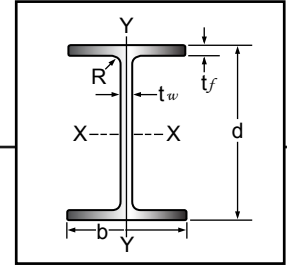


Size	Weight		Depth of Section, d	Flange		Web Thickness, t <sub>w</sub>	Weight per	
				Width, b	Thickness, t <sub>f</sub>		20ft	40ft
in	lbs/ ft	kg/ M	mm	mm	mm	mm	kg	kg
W14 14 x 14 1/2	127	189.40	371.35	373.13	25.35	15.49	1154.55	2309.09
	132	196.86	372.40	374.00	26.16	16.38	1200.00	2400.00
	136	202.83	374.65	374.40	27.00	16.76	1236.36	2472.73
W14 14 x 16	142	211.77	374.65	393.70	27.00	17.27	1290.91	2581.82
	145	216.25	375.40	393.70	27.69	17.27	1318.18	2636.36
	150	223.70	377.95	394.08	28.65	17.65	1363.64	2727.27
	159	237.13	380.50	395.40	30.23	18.92	1445.45	2890.91
	167	249.06	384.05	396.24	31.70	19.81	1518.18	3036.36
	176	262.48	387.35	397.26	33.35	20.83	1600.00	3200.00
	184	274.41	390.65	397.76	35.00	21.34	1672.73	3345.45
	193	287.83	393.70	399.03	36.53	22.61	1754.55	3509.09
	202	301.26	397.00	400.05	38.18	23.62	1836.36	3672.73
	211	314.68	400.05	401.32	39.70	24.89	1918.18	3836.36
	219	326.61	403.10	401.95	41.22	25.53	1990.91	3981.82
	228	340.03	406.40	402.97	42.88	26.54	2072.73	4145.45
	233	347.49	407.40	403.30	43.69	27.18	2118.18	4236.36
	237	353.45	409.45	404.11	44.40	27.69	2154.55	4309.09
	246	366.88	412.75	405.00	46.05	28.57	2236.36	4472.73
	257	383.28	416.10	406.30	48.01	29.84	2336.36	4672.73
	264	393.72	419.10	407.04	49.23	30.61	2400.00	4800.00
	283	422.06	425.20	409.20	52.58	32.77	2572.73	5145.45
	287	428.02	426.97	409.70	53.16	33.27	2609.09	5218.18
	311	463.81	434.80	412.20	57.40	35.81	2827.27	5654.55
	314	468.29	436.63	412.37	57.99	35.94	2854.55	5709.09
	320	477.24	426.97	424.43	53.16	48.01	2909.09	5818.18
	342	510.05	446.02	415.67	62.69	39.24	3109.09	6218.18
	370	551.80	455.68	418.46	67.51	42.04	3363.64	6727.27
	398	593.56	465.07	421.39	72.21	44.96	3618.18	7236.36
	426	635.32	474.73	424.05	77.04	47.62	3872.73	7745.45
	455	678.57	483.87	427.43	81.61	51.00	4136.36	8272.73
500	745.68	498.60	432.00	88.93	55.58	4545.45	9090.91	
550	820.25	514.60	437.03	96.98	60.60	5000.00	10000.00	
605	902.28	531.88	442.42	105.50	65.99	5500.00	11000.00	
665	991.76	550.42	448.21	114.80	71.78	6045.45	12090.91	
730	1088.70	569.00	454.00	125.00	78.00	6636.36	13272.73	
W16 16 x 5 1/2	26	38.78	397.51	139.70	8.76	6.35	236.36	472.73
	31	46.23	402.34	140.33	11.20	6.98	281.82	563.64

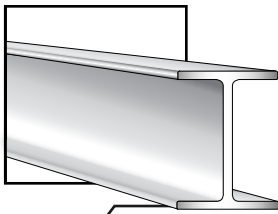


# Wide Flange

## American Standard (Inches)

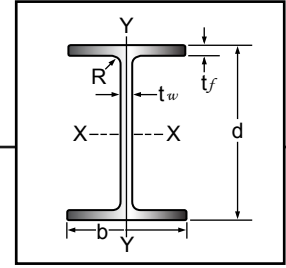


Size	Weight		Depth of Section, d	Flange		Web Thickness, t <sub>w</sub>	Weight per	
				Width, b	Thickness, t <sub>f</sub>		20ft	40ft
in	lbs/ ft	kg/ M	mm	mm	mm	mm	kg	kg
W16 16 x 7	36	53.69	402.59	177.60	10.80	7.59	327.27	654.55
	40	59.65	406.40	177.80	12.70	7.80	363.64	727.27
	45	67.11	409.45	178.79	14.30	8.79	409.09	818.18
	50	74.57	412.75	179.65	15.90	9.65	454.55	909.09
	57	85.01	417.30	180.80	18.16	10.92	518.18	1036.36
W16 16 x 8 1/2	58	86.50	402.84	214.99	16.38	10.34	527.27	1054.55
	64	95.45	406.40	215.90	18.16	11.25	581.82	1163.64
	71	105.89	410.46	216.99	20.19	12.34	645.45	1290.91
	78	116.33	414.53	218.08	22.22	13.44	709.09	1418.18
W16 16 x 10 1/4	67	99.92	414.80	260.00	16.89	10.03	609.09	1218.18
	77	114.84	419.60	261.50	19.30	11.56	700.00	1400.00
	89	132.73	425.40	263.30	22.22	13.33	809.09	1618.18
	100	149.14	431.00	264.80	25.02	14.86	909.09	1818.18
W16 16 x 11 1/2	88	131.24	410.46	292.15	20.19	12.80	800.00	1600.00
	96	143.17	414.53	292.94	22.22	13.59	872.73	1745.45
W18 18 x 6	35	52.20	449.83	152.40	10.90	7.57	318.18	636.36
	40	59.65	454.66	152.86	13.30	8.03	363.64	727.27
	46	68.60	458.70	153.90	15.37	9.14	418.18	836.36
W18 18 x 7 1/2	45	67.11	453.64	189.92	12.60	8.51	409.09	818.18
	50	74.57	457.20	190.50	14.40	9.09	454.55	909.09
	55	82.03	460.25	191.31	16.00	9.91	500.00	1000.00
	60	89.48	463.55	191.97	17.65	10.57	545.45	1090.91
	65	96.94	466.10	192.80	19.05	11.43	590.91	1181.82
	71	105.89	469.10	193.90	20.57	12.57	645.45	1290.91
W18 18 x 8 3/4	64	95.45	453.90	221.36	17.42	10.24	581.82	1163.64
	70	104.40	457.20	222.25	19.08	11.13	636.36	1272.73
	77	114.84	461.26	223.19	21.11	12.06	700.00	1400.00
	85	126.77	465.33	224.49	23.14	13.36	772.73	1545.45
W18 18 x 11	76	113.34	462.50	280.30	17.27	10.80	690.91	1381.82
	86	128.26	467.10	281.70	19.56	12.19	781.82	1563.64
	97	144.66	472.20	283.10	22.10	13.59	881.82	1763.64
	106	158.08	475.70	284.50	23.88	14.99	963.64	1927.27
	119	177.47	481.80	286.10	26.92	16.64	1081.82	2163.64
	130	193.88	489.00	283.00	30.50	17.00	1181.82	2363.64
	143	213.27	495.00	285.00	33.50	18.50	1300.00	2600.00
	158	235.64	501.00	287.00	36.60	20.60	1436.36	2872.73
	175	260.99	509.00	289.00	40.40	22.60	1590.91	3181.82
W18 18 x 11 3/4	96	143.17	461.26	298.45	21.11	13.00	872.73	1745.45
	105	156.59	465.33	299.52	23.14	14.07	954.55	1909.09
	114	170.02	469.39	300.56	25.17	15.11	1036.36	2072.73

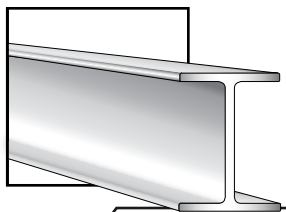


# Wide Flange

## American Standard (Inches)

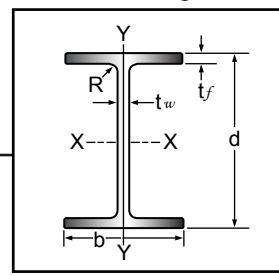


Size	Weight		Depth of Section, d	Flange		Web Thickness, t <sub>w</sub>	Weight per	
				Width, b	Thickness, t <sub>f</sub>		20ft	40ft
in	lbs/ ft	kg/ M	mm	mm	mm	mm	kg	kg
W21 21 x 6 1/2	44	65.62	525.00	165.00	11.40	8.90	400.00	800.00
	49	73.08	528.83	165.61	13.50	9.35	445.45	890.91
	50	74.57	529.00	166.00	13.60	9.70	454.55	909.09
	57	85.01	534.90	166.50	16.51	10.29	518.18	1036.36
W21 21 x 8 1/4	55	82.03	528.32	208.66	13.20	9.52	500.00	1000.00
	62	92.46	533.15	209.30	15.62	10.16	563.64	1127.27
	68	101.41	536.70	210.06	17.40	10.92	618.18	1236.36
	73	108.87	539.50	210.69	18.80	11.56	663.64	1327.27
	83	123.78	544.30	212.20	21.21	13.08	754.55	1509.09
W21 21 x 9	93	138.70	549.10	213.90	23.62	14.73	845.45	1690.91
	82	122.29	529.84	227.63	20.19	12.67	745.45	1490.91
W21 21 x 12 1/4	96	143.17	536.96	229.57	23.75	14.60	872.73	1745.45
	101	150.63	542.50	312.20	20.32	12.70	918.18	1836.36
	111	165.54	546.40	313.40	22.22	13.97	1009.09	2018.18
	122	181.95	550.70	314.70	24.38	15.24	1109.09	2218.18
	132	196.86	554.50	316.00	26.29	16.51	1200.00	2400.00
W21 21 x 12 1/2	147	219.23	560.30	317.80	29.21	18.29	1336.36	2672.73
	166	247.57	571.00	315.00	34.50	19.00	1509.09	3018.18
	182	271.43	577.00	318.00	37.60	21.10	1654.55	3309.09
W21 21 x 13	201	299.76	585.00	319.00	41.40	23.10	1827.27	3654.55
	112	167.03	533.40	330.20	21.97	13.39	1018.18	2036.36
	127	189.40	539.50	331.75	25.02	14.94	1154.55	2309.09
W24 24 x 7	142	211.77	545.08	333.55	27.81	16.74	1290.91	2581.82
	55	82.03	598.17	177.80	12.78	10.06	500.00	1000.00
W24 24 x 9	62	92.46	603.00	178.80	14.99	10.92	563.64	1127.27
	68	101.41	602.23	227.61	14.78	10.57	618.18	1236.36
	76	113.34	607.31	228.22	17.32	11.18	690.91	1381.82
	84	125.27	611.89	228.98	19.61	11.94	763.64	1527.27
	94	140.19	616.97	230.15	22.15	13.11	854.55	1709.09
W24 24 x 12	103	153.61	623.00	229.00	24.90	14.00	936.36	1872.73
	100	149.14	609.60	304.80	19.68	11.89	909.09	1818.18
	110	164.05	613.66	305.87	21.72	12.95	1000.00	2000.00
	120	178.96	617.47	307.04	23.62	14.12	1090.91	2181.82

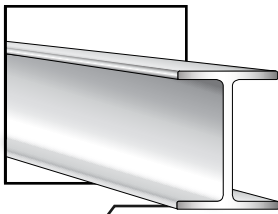


# Wide Flange

## American Standard (Inches)

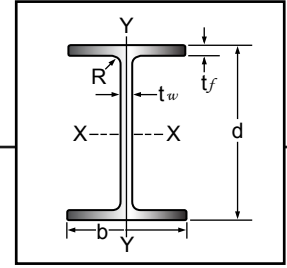


Size	Weight		Depth of Section, d	Flange		Web Thickness, t <sub>w</sub>	Weight per	
				Width, b	Thickness, t <sub>f</sub>		20ft	40ft
in	lbs/ ft	kg/ M	mm	mm	mm	mm	kg	kg
W24 24 x 12 3/4	104	155.10	611.10	323.80	19.05	12.70	945.45	1890.91
	117	174.49	616.20	325.10	21.59	13.97	1063.64	2127.27
	131	195.37	621.80	326.50	24.38	15.37	1190.91	2381.82
	146	217.74	628.40	327.70	27.69	16.51	1327.27	2654.55
	162	241.60	635.00	329.10	30.99	17.91	1472.73	2945.45
	176	262.48	641.00	327.00	34.00	19.00	1600.00	3200.00
	192	286.34	647.00	329.00	37.10	20.60	1745.45	3490.91
	229	341.52	661.00	333.00	43.90	24.40	2081.82	4163.64
	279	416.09	679.00	338.00	53.10	29.50	2536.36	5072.73
	306	456.36	689.00	340.00	57.90	32.00	2781.82	5563.64
W24 24 x 14	130	193.88	615.95	355.60	22.86	14.35	1181.82	2363.64
	145	216.25	622.05	356.69	25.91	15.44	1318.18	2636.36
	160	238.62	627.89	357.91	28.83	16.66	1454.55	2909.09
W27 27 x 10	84	125.27	677.93	253.06	16.15	11.76	763.64	1527.27
	94	140.19	683.51	253.75	18.97	12.45	854.55	1709.09
	102	152.12	687.58	254.46	21.01	13.16	927.27	1854.55
	114	170.02	692.91	255.78	23.67	14.48	1036.36	2072.73
	129	192.39	702.00	254.00	27.90	15.50	1172.73	2345.45
W27 27 x 14	145	216.25	682.75	354.71	24.76	15.24	1318.18	2636.36
	160	238.62	687.83	356.18	27.30	16.71	1454.55	2909.09
	177	263.97	693.67	357.89	30.23	18.41	1609.09	3218.18
W30 30 x 10 1/2	90	134.22	750.00	264.00	15.50	11.90	818.18	1636.36
	99	147.65	752.86	265.63	17.02	13.26	900.00	1800.00
	108	161.07	757.43	266.29	19.30	13.92	981.82	1963.64
	116	173.00	762.00	266.70	21.59	14.33	1054.55	2109.09
	124	184.93	766.06	267.23	23.62	14.86	1127.27	2254.55
	132	196.86	769.62	268.00	25.40	15.62	1200.00	2400.00
	148	220.72	779.00	266.00	30.00	16.50	1345.45	2690.91
W30 30 x 15	172	256.51	758.95	380.62	27.05	16.64	1563.64	3127.27
	190	283.36	765.05	382.02	30.10	18.03	1727.27	3454.55
	210	313.19	771.65	383.67	33.40	19.68	1909.09	3818.18
W33 33 x 11 1/2	118	175.98	834.64	291.69	18.75	14.07	1072.73	2145.45
	130	193.88	840.74	292.35	21.72	14.73	1181.82	2363.64
	141	210.28	846.07	292.99	24.38	15.37	1281.82	2563.64
	152	226.69	850.90	293.75	26.80	16.13	1381.82	2763.64
	169	252.04	859.00	292.00	31.00	17.00	1536.36	3072.73



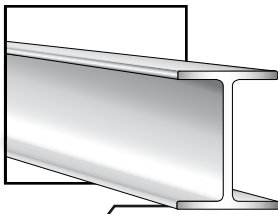
# Wide Flange

## American Standard (Inches)



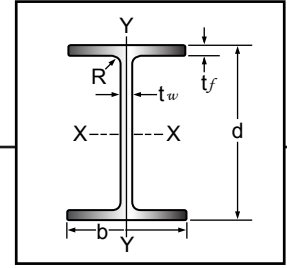
Size	Weight		Depth of Section, d	Flange		Web Thickness, t <sub>w</sub>	Weight per	
				Width, b	Thickness, t <sub>f</sub>		20ft	40ft
in	lbs/ ft	kg/ M	mm	mm	mm	mm	kg	kg
W33 33 x 15 3/4	200	298.27	838.20	400.05	29.21	18.16	1818.18	3636.36
	220	328.10	844.55	401.57	32.38	19.68	2000.00	4000.00
	240	357.93	850.90	402.97	35.56	21.08	2181.82	4363.64
W36 36 x 12	135	201.33	902.97	303.40	20.17	15.19	1227.27	2454.55
	150	223.70	910.34	304.09	23.88	15.87	1363.64	2727.27
	160	238.62	914.40	304.80	25.91	16.59	1454.55	2909.09
	170	253.53	918.46	305.49	27.94	17.27	1545.45	3090.91
	182	271.43	922.53	306.63	29.97	18.41	1654.55	3309.09
	194	289.32	926.59	307.77	32.00	19.56	1763.64	3527.27
	210	313.19	931.90	309.40	34.54	21.08	1909.09	3818.18
W36 36 x 16 1/2	230	343.01	911.35	418.36	32.00	19.33	2090.91	4181.82
	231	344.51	927.00	418.00	32.00	19.30	2100.00	4200.00
	245	365.38	915.92	419.40	34.29	20.37	2227.27	4454.55
	247	368.37	931.00	419.00	34.30	20.30	2245.45	4490.91
	260	387.75	920.50	420.40	36.58	21.36	2363.64	4727.27
	262	390.74	936.00	420.00	36.60	21.30	2381.82	4763.64
	280	417.58	927.10	421.51	39.88	22.48	2545.45	5090.91
	282	420.56	943.00	422.00	39.90	22.50	2563.64	5127.27
	300	447.41	932.69	423.04	42.67	24.00	2727.27	5454.55
	302	450.39	948.00	423.00	42.70	24.00	2745.45	5490.91
	330	492.15	957.00	422.00	47.00	25.90	3000.00	6000.00
	361	538.38	965.00	425.00	51.10	28.40	3281.82	6563.64
	395	589.09	976.00	427.00	55.90	31.00	3590.91	7181.82
	441	657.69	987.00	431.00	62.00	34.50	4009.09	8018.18
	487	726.29	999.00	434.00	68.10	38.10	4427.27	8854.55
529	788.93	1011.00	437.00	73.90	40.90	4809.09	9618.18	
652	972.37	1043.00	446.00	89.90	50.00	5927.27	11854.55	
W40 40 x 12	149	222.21	970.00	300.00	21.10	16.00	1354.55	2709.09
	167	249.06	980.00	300.00	26.00	16.50	1518.18	3036.36
	183	272.92	990.00	300.00	31.00	16.50	1663.64	3327.27
	211	314.68	1000.00	300.00	35.90	19.10	1918.18	3836.36
	235	350.47	1008.00	302.00	40.00	21.10	2136.36	4272.73
	264	393.72	1016.00	303.00	43.90	24.40	2400.00	4800.00
	278	414.60	1020.00	304.00	46.00	26.00	2527.27	5054.55
	294	438.46	1026.00	305.00	49.00	27.00	2672.73	5345.45
	331	493.64	1036.00	309.00	54.00	31.00	3009.09	6018.18
	392	584.61	1056.00	314.00	64.00	36.00	3563.64	7127.27





# Wide Flange

American Standard (Inches)



Size	Weight		Depth of Section, d	Flange		Web Thickness, t <sub>w</sub>	Weight per	
				Width, b	Thickness, t <sub>f</sub>		20ft	40ft
in	lbs/ ft	kg/ M	mm	mm	mm	mm	kg	kg
W40 40 x 16	199	296.78	982.00	400.00	27.10	16.50	1809.09	3618.18
	215	320.64	990.00	400.00	31.00	16.50	1954.55	3909.09
	249	371.35	1000.00	400.00	36.10	19.00	2263.64	4527.27
	277	413.11	1008.00	402.00	40.00	21.10	2518.18	5036.36
	297	442.94	1012.00	402.00	41.90	23.60	2700.00	5400.00
	324	483.20	1020.00	404.00	46.00	25.40	2945.45	5890.91
	362	539.87	1030.00	407.00	51.10	28.40	3290.91	6581.82
	372	554.79	1032.00	408.00	52.00	29.50	3381.82	6763.64
	397	592.07	1040.00	409.00	55.90	31.00	3609.09	7218.18
	431	642.78	1048.00	412.00	60.00	34.00	3918.18	7836.36
	503	750.16	1068.00	417.00	70.00	39.00	4572.73	9145.45
593	884.38	1092.00	424.00	82.00	45.50	5390.91	10781.82	
W44 44 x 16	230	343.01	1090.00	400.00	31.00	18.00	2090.91	4181.82
	262	390.74	1100.00	400.00	36.00	20.00	2381.82	4763.64
	290	432.50	1108.00	402.00	40.00	22.00	2636.36	5272.73
	335	499.61	1118.00	405.00	45.00	26.00	3045.45	6090.91