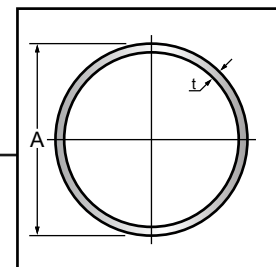


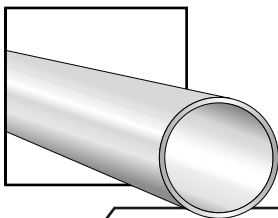
ERW Black and Galvanized Iron Pipe

International Standard ISO



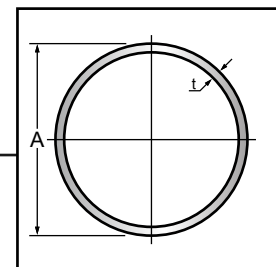
Heavy Series							
Size		Outside Diameter, A		Wall Thickness, t	Mass per length	Screwed and Socketed Tubes	TPI
		Maximum	Minimum		Plain End		
in	mm	mm	mm	mm	kg/ M	kg/ M	
1/8	6	10.6	9.8	2.65	0.493	0.496	28
1/4	8	14.0	13.2	2.90	0.769	0.773	19
3/8	10	17.5	16.7	2.90	1.02	1.03	19
1/2	15	21.8	21.0	3.25	1.45	1.46	14
3/4	20	27.3	26.5	3.25	1.90	1.91	14
1	25	34.2	33.3	4.05	2.97	2.99	11
1 1/4	32	42.9	42.0	4.05	3.84	3.87	11
1 1/2	40	48.8	47.9	4.05	4.43	4.47	11
2	50	60.8	59.7	4.50	6.17	6.24	11
2 1/2	65	76.6	75.3	4.50	7.90	8.02	11
3	80	89.5	88.0	4.85	10.10	10.30	11
4	100	115.0	113.1	5.40	14.40	14.70	11
5	125	140.8	138.5	5.40	17.80	18.30	11
6	150	166.5	163.9	5.40	21.20	21.80	11

Medium Series							
Size		Outside Diameter, A		Wall Thickness, t	Mass per length	Screwed and Socketed Tubes	TPI
		Maximum	Minimum		Plain End		
in	mm	mm	mm	mm	kg/ M	kg/ M	
1/8	6	10.6	9.8	2.0	0.407	0.410	28
1/4	8	14.0	13.2	2.35	0.650	0.654	19
3/8	10	17.5	16.7	2.35	0.852	0.858	19
1/2	15	21.8	21.0	2.65	1.22	1.23	14
3/4	20	27.3	26.5	2.65	1.58	1.59	14
1	25	34.2	33.3	3.25	2.44	2.46	11
1 1/4	32	42.9	42.0	3.25	3.14	3.17	11
1 1/2	40	48.8	47.9	3.25	3.61	3.65	11
2	50	60.8	59.7	3.65	5.10	5.17	11
2 1/2	65	76.6	75.3	3.65	6.51	6.63	11
3	80	89.5	88.0	4.05	8.47	8.64	11
4	100	115.0	113.1	4.50	12.10	12.40	11
5	125	140.8	138.5	4.85	16.20	16.70	11
6	150	166.5	163.9	4.85	19.20	19.80	11



ERW Black and Galvanized Iron Pipe

International Standard ISO



Light Series 1

Size		Outside Diameter, A		Wall Thickness, t	Mass per length	Screwed and Socketed Tubes	TPI
		Maximum	Minimum		Plain End		
in	mm	mm	mm	mm	kg/ M	kg/ M	
1/8	6	10.4	9.7	1.80	0.369	0.372	28
1/4	8	13.9	13.2	2.00	0.573	0.577	19
3/8	10	17.4	16.7	2.00	0.747	0.753	19
1/2	15	21.7	21.0	2.35	1.10	1.11	14
3/4	20	27.1	26.4	2.35	1.41	1.42	14
1	25	34.0	33.2	2.90	2.21	2.23	11
1 1/4	32	42.7	41.9	2.90	2.84	2.87	11
1 1/2	40	48.6	47.8	2.90	3.26	3.30	11
2	50	60.7	59.6	3.25	4.56	4.63	11
2 1/2	65	76.3	75.2	3.25	5.81	5.93	11
3	80	89.4	87.9	3.65	7.65	7.82	11
4	100	114.9	113.0	4.05	11.00	11.30	11

Light Series 2

Size		Outside Diameter, A		Wall Thickness, t	Mass per length	Screwed and Socketed Tubes	TPI
		Maximum	Minimum		Plain End		
in	mm	mm	mm	mm	kg/ M	kg/ M	
1/8	6	10.1	9.7	1.80	0.361	0.364	28
1/4	8	13.6	13.2	1.80	0.517	0.521	19
3/8	10	17.1	16.7	1.80	0.674	0.680	19
1/2	15	21.4	21.0	2.00	0.952	0.961	14
3/4	20	26.9	26.4	2.35	1.41	1.42	14
1	25	33.8	33.2	2.65	2.01	2.03	11
1 1/4	32	42.5	41.9	2.65	2.58	2.61	11
1 1/2	40	48.4	47.8	2.90	3.25	3.29	11
2	50	60.2	59.6	2.90	4.11	4.18	11
2 1/2	65	76.0	75.2	3.25	5.80	5.92	11
3	80	88.7	87.9	3.25	6.81	6.98	11
4	100	113.9	113.0	3.65	9.89	10.20	11