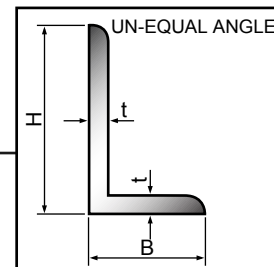
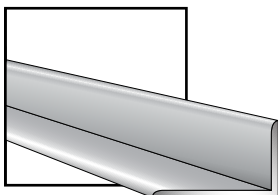


Angle Bars - Unequal Legs

JIS (Metric)

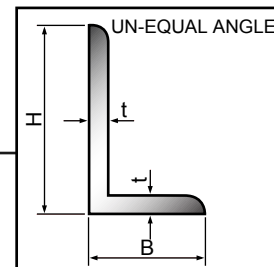


Size		Weight		Leg1, H	Leg2, B	Thickness, t	Weight per	
							6M	12M
mm	Thickness, mm	kg/ M	lbs/ ft	mm	mm	mm	kg	kg
65 x 50	5.0	4.32	2.90	65	50	5.0	25.91	51.81
	7.0	5.93	3.98	65	50	7.0	35.61	71.22
	9.0	7.49	5.02	65	50	9.0	44.94	89.87
75 x 50	6.0	5.61	3.76	75	50	6.0	33.63	67.26
	8.0	7.35	4.93	75	50	8.0	44.09	88.18
	10.0	9.03	6.05	75	50	10.0	54.17	108.34
75 x 65	6.0	6.31	4.23	75	65	6.0	37.87	75.74
	8.0	8.29	5.56	75	65	8.0	49.74	99.48
	10.0	10.21	6.84	75	65	10.0	61.23	122.47
90 x 75	6.0	7.49	5.02	90	75	6.0	44.94	89.87
	9.0	11.02	7.39	90	75	9.0	66.13	132.26
100 x 75	7.0	9.23	6.19	100	75	7.0	55.39	110.78
	8.0	10.49	7.03	100	75	8.0	62.93	125.86
	10.0	12.95	8.69	100	75	10.0	77.72	155.44
	13.0	16.53	11.09	100	75	13.0	99.20	198.40
100 x 90	7.0	10.06	6.74	100	90	7.0	60.34	120.68
	10.0	14.13	9.48	100	90	10.0	84.78	169.57
	13.0	18.06	12.11	100	90	13.0	108.38	216.77
120 x 80	8.0	12.06	8.09	120	80	8.0	72.35	144.70
	10.0	14.92	10.00	120	80	10.0	89.49	178.99
125 x 75	7.0	10.61	7.11	125	75	7.0	63.64	127.27
	8.0	12.06	8.09	125	75	8.0	72.35	144.70
	9.0	13.49	9.05	125	75	9.0	80.97	161.94
	10.0	14.92	10.00	125	75	10.0	89.49	178.99
	13.0	19.08	12.80	125	75	13.0	114.51	229.01
125 x 90	7.0	11.43	7.66	125	90	7.0	68.58	137.16
	9.0	14.55	9.76	125	90	9.0	87.33	174.66
	10.0	16.09	10.79	125	90	10.0	96.56	193.12
	13.0	20.62	13.82	125	90	13.0	123.69	247.38
130 x 65	8.0	11.74	7.87	130	65	8.0	70.47	140.93
	10.0	14.52	9.74	130	65	10.0	87.14	174.28
150 x 75	7.0	11.98	8.03	150	75	7.0	71.88	143.76
	9.0	15.26	10.23	150	75	9.0	91.57	183.13
	12.0	20.07	13.45	150	75	12.0	120.39	240.79



Angle Bars - Unequal Legs

JIS (Metric)



Size		Weight		Leg1, H	Leg2, B	Thickness, t	Weight per	
							6M	12M
mm	Thickness, mm	kg/ M	lbs/ ft	mm	mm	mm	kg	kg
150 x 90	9.0	16.32	10.94	150	90	9.0	97.93	195.85
	10.0	18.06	12.11	150	90	10.0	108.34	216.67
	11.0	19.78	13.26	150	90	11.0	118.65	237.30
	12.0	21.48	14.40	150	90	12.0	128.87	257.74
	15.0	26.50	17.77	150	90	15.0	158.97	317.94
150 x 100	9.0	17.03	11.42	150	100	9.0	102.17	204.33
	10.0	18.84	12.63	150	100	10.0	113.05	226.09
	12.0	22.42	15.03	150	100	12.0	134.52	269.05
	14.0	25.94	17.39	150	100	14.0	155.63	311.25
	15.0	27.67	18.56	150	100	15.0	166.04	332.07
160 x 80	10.0	18.06	12.11	160	80	10.0	108.34	216.67
	12.0	21.48	14.40	160	80	12.0	128.87	257.74
	13.0	23.17	15.53	160	80	13.0	139.00	278.00
	15.0	26.50	17.77	160	80	15.0	158.97	317.94
175 x 100	9.0	18.79	12.60	175	100	9.0	112.76	225.53
	12.0	24.76	16.61	175	100	12.0	148.66	297.31
	15.0	30.62	20.53	175	100	15.0	183.70	367.40
	19.0	38.18	25.60	175	100	19.0	229.11	458.21
200 x 90	9.0	19.85	13.31	200	90	9.0	119.12	238.24
200 x 100	10.0	22.77	15.27	200	100	10.0	136.60	273.19
	12.0	27.13	18.19	200	100	12.0	162.79	325.57
	14.0	31.43	21.08	200	100	14.0	188.60	377.20
	15.0	33.56	22.50	200	100	15.0	201.36	402.73
	19.0	41.91	28.10	200	100	19.0	251.48	502.96
250 x 90	10.0	25.91	17.37	250	90	10.0	155.44	310.88
	12.0	30.90	20.72	250	90	12.0	185.39	370.79
300 x 90	11.0	32.73	21.95	300	90	11.0	196.37	392.74
	13.0	38.47	25.80	300	90	13.0	230.85	461.70
350 x 100	12.0	41.26	27.67	350	100	12.0	247.57	495.14
400 x 100	13.0	49.70	33.33	400	100	13.0	298.21	596.41