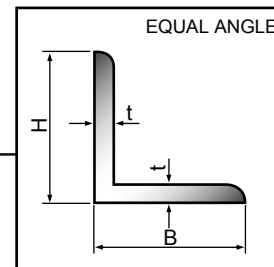
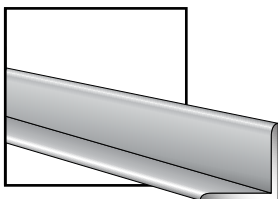
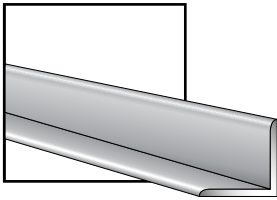


# Angle Bars - Equal Legs

## JIS (Metric)

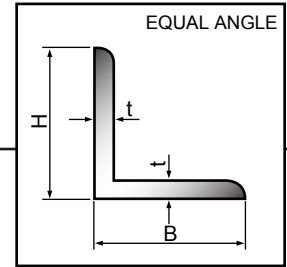


Size		Weight		Leg1, H	Leg2, B	Thickness, t	Weight per	
							6M	12M
mm	Thickness, mm	kg/ M	lbs/ ft	mm	mm	mm	kg	kg
20 x 20	3.0	0.87	0.58	20	20	3.0	5.23	10.46
25 x 25	3.0	1.11	0.74	25	25	3.0	6.64	13.28
	4.0	1.44	0.97	25	25	4.0	8.67	17.33
30 x 30	2.5	1.13	0.76	30	30	2.5	6.77	13.54
	2.7	1.21	0.81	30	30	2.7	7.29	14.57
	3.0	1.34	0.90	30	30	3.0	8.05	16.11
	3.7	1.64	1.10	30	30	3.7	9.81	19.62
35 x 35	4.0	1.76	1.18	30	30	4.0	10.55	21.10
	4.0	2.07	1.39	35	35	4.0	12.44	24.87
38 x 38	2.5	1.44	0.97	38	38	2.5	8.66	17.31
	2.7	1.55	1.04	38	38	2.7	9.32	18.64
	3.0	1.72	1.15	38	38	3.0	10.32	20.63
	3.7	2.10	1.41	38	38	3.7	12.60	25.20
	4.0	2.26	1.52	38	38	4.0	13.57	27.13
	4.6	2.58	1.73	38	38	4.6	15.47	30.94
	5.0	2.79	1.87	38	38	5.0	16.72	33.44
40 x 40	5.5	3.04	2.04	38	38	5.5	18.26	36.53
	2.7	1.64	1.10	40	40	2.7	9.83	19.66
	3.0	1.81	1.22	40	40	3.0	10.88	21.76
	3.7	2.22	1.49	40	40	3.7	13.30	26.59
	4.0	2.39	1.60	40	40	4.0	14.32	28.64
	4.6	2.72	1.83	40	40	4.6	16.34	32.67
45 x 45	5.0	2.94	1.97	40	40	5.0	17.66	35.33
	4.0	2.70	1.81	45	45	4.0	16.20	32.41
	4.5	3.02	2.03	45	45	4.5	18.12	36.25
50 x 50	5.0	3.34	2.24	45	45	5.0	20.02	40.04
	3.7	2.80	1.88	50	50	3.7	16.78	33.57
	4.0	3.01	2.02	50	50	4.0	18.09	36.17
	4.6	3.45	2.31	50	50	4.6	20.67	41.34
	5.0	3.73	2.50	50	50	5.0	22.37	44.75
	5.5	4.08	2.74	50	50	5.5	24.48	48.96
	6.0	4.43	2.97	50	50	6.0	26.57	53.13
	8.0	5.78	3.87	50	50	8.0	34.67	69.33
60 x 60	9.0	6.43	4.31	50	50	9.0	38.58	77.15
	9.5	6.77	4.54	50	50	9.5	40.61	81.22
	4.0	3.64	2.44	60	60	4.0	21.86	43.71
	5.0	4.51	3.03	60	60	5.0	27.08	54.17



# Angle Bars - Equal Legs

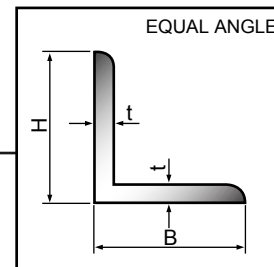
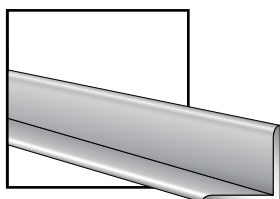
## JIS (Metric)



Size		Weight		Leg1, H	Leg2, B	Thickness, t	Weight per	
							6M	12M
mm	Thickness, mm	kg/ M	lbs/ ft	mm	mm	mm	kg	kg
65 x 65	5.0	4.91	3.29	65	65	5.0	29.44	58.88
	6.0	5.84	3.92	65	65	6.0	35.04	70.09
	8.0	7.66	5.14	65	65	8.0	45.97	91.94
	10.0	9.42	6.32	65	65	10.0	56.52	113.05
70 x 70	6.0	6.31	4.23	70	70	6.0	37.87	75.74
75 x 75	6.0	6.78	4.55	75	75	6.0	40.70	81.39
	9.0	9.96	6.68	75	75	9.0	59.77	119.55
	12.0	13.00	8.72	75	75	12.0	78.00	156.00
80 x 80	6.0	7.25	4.86	80	80	6.0	43.52	87.05
90 x 90	6.0	8.20	5.50	90	90	6.0	49.17	98.35
	7.0	9.51	6.37	90	90	7.0	57.04	114.08
	9.0	12.08	8.10	90	90	9.0	72.49	144.98
	10.0	13.35	8.95	90	90	10.0	80.07	160.15
	13.0	17.04	11.43	90	90	13.0	102.26	204.52
100 x 100	6.0	9.14	6.13	100	100	6.0	54.83	109.65
	7.0	10.61	7.11	100	100	7.0	63.64	127.27
	8.0	12.06	8.09	100	100	8.0	72.35	144.70
	10.0	14.92	10.00	100	100	10.0	89.49	178.99
	12.0	17.71	11.88	100	100	12.0	106.26	212.53
	13.0	19.08	12.80	100	100	13.0	114.51	229.01
110 x 110	10.0	16.49	11.05	110	110	10.0	98.91	197.83
	12.0	19.59	13.14	110	110	12.0	117.57	235.14
120 x 120	8.0	14.57	9.77	120	120	8.0	87.42	174.84
	9.0	16.32	10.94	120	120	9.0	97.93	195.85
	10.0	18.06	12.11	120	120	10.0	108.34	216.67
	11.0	19.78	13.26	120	120	11.0	118.65	237.30
	12.0	21.48	14.40	120	120	12.0	128.87	257.74
	13.0	23.17	15.53	120	120	13.0	139.00	278.00
	15.0	26.50	17.77	120	120	15.0	158.97	317.94
	17.0	30.83	20.57	120	120	17.0	188.80	377.60
125 x 125	8.0	15.20	10.19	125	125	8.0	91.19	182.38
	9.0	17.03	11.42	125	125	9.0	102.17	204.33
	10.0	18.84	12.63	125	125	10.0	113.05	226.09
	11.0	20.64	13.84	125	125	11.0	123.83	247.66
	12.0	22.42	15.03	125	125	12.0	134.52	269.05
	13.0	24.19	16.22	125	125	13.0	145.12	290.24
	15.0	27.67	18.56	125	125	15.0	166.04	332.07
130 x 130	9.0	17.73	11.89	130	130	9.0	106.40	212.81
	12.0	23.36	15.67	130	130	12.0	140.18	280.35
	15.0	28.85	19.34	130	130	15.0	173.10	346.20

# Angle Bars - Equal Legs

## JIS (Metric)



Size		Weight		Leg1, H	Leg2, B	Thickness, t	Weight per	
							6M	12M
mm	Thickness, mm	kg/ M	lbs/ ft	mm	mm	mm	kg	kg
140 x 140	13.0	27.25	18.27	140	140	13.0	163.49	326.98
150 x 150	11.0	24.96	16.73	150	150	11.0	149.74	299.48
	12.0	27.13	18.19	150	150	12.0	162.79	325.57
	14.0	31.43	21.08	150	150	14.0	188.60	377.20
	15.0	33.56	22.50	150	150	15.0	201.36	402.73
	18.0	39.85	26.72	150	150	18.0	239.09	478.18
	19.0	41.91	28.10	150	150	19.0	251.48	502.96
	20.0	43.96	29.48	150	150	20.0	263.77	527.55
160 x 160	15.0	35.92	24.08	160	160	15.0	215.49	430.99
	17.0	40.44	27.11	160	160	17.0	242.62	485.25
175 x 175	12.0	31.84	21.35	175	175	12.0	191.05	382.09
	15.0	39.45	26.45	175	175	15.0	236.69	473.38
180 x 180	13.0	35.41	23.75	180	180	13.0	212.48	424.96
	16.0	43.21	28.97	180	180	16.0	259.25	518.50
	18.0	48.33	32.40	180	180	18.0	289.96	579.92
200 x 200	15.0	45.34	30.40	200	200	15.0	272.02	544.03
	16.0	48.23	32.34	200	200	16.0	289.40	578.79
	20.0	59.66	40.01	200	200	20.0	357.98	715.96
	21.0	62.48	41.90	200	200	21.0	374.89	749.78
	22.0	65.28	43.77	200	200	22.0	391.70	783.41
	24.0	70.84	47.50	200	200	24.0	425.05	850.10
	25.0	73.60	49.35	200	200	25.0	441.58	883.17
250 x 250	26.0	76.34	51.19	200	200	26.0	458.02	916.05
	21.0	78.97	52.95	250	250	21.0	473.80	947.61
	22.0	82.55	55.36	250	250	22.0	495.33	990.66
	23.0	86.13	57.75	250	250	23.0	516.76	1033.52
	25.0	93.22	62.51	250	250	25.0	559.34	1118.68
	26.0	96.75	64.87	250	250	26.0	580.49	1160.98
	27.0	100.26	67.23	250	250	27.0	601.54	1203.09
	28.0	103.75	69.57	250	250	28.0	622.50	1245.01
	35.0	127.77	85.67	250	250	35.0	766.59	1533.18