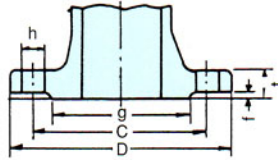


ECCENTRIC VALVES

1. class 125

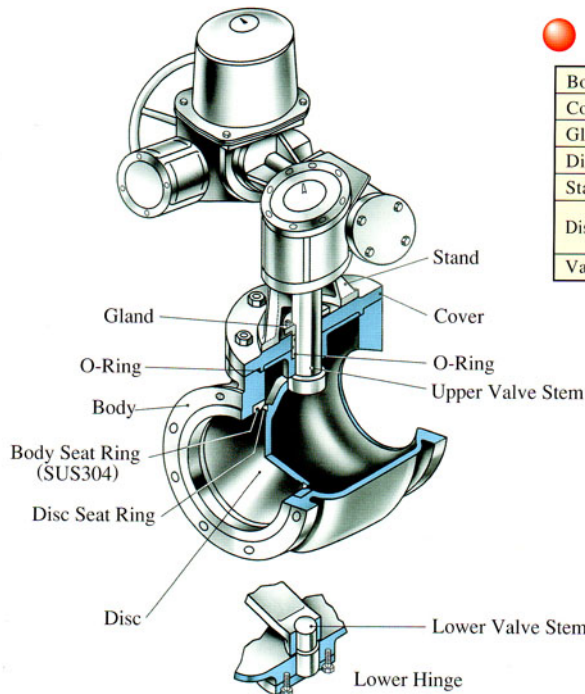


ANSI FLANGE DIMENSIONS

ANSI B 16.1 Class 125

Unit : in, (mm)

in	mm	D	t	C	Number of Holes	Bolt Size	h
1	25	4 1/4 (108)	7/16 (11.2)	3 1/8 (79.5)	4	1/2	5/8 (16)
1 1/4	32	4 5/8 (117)	1/2 (12.7)	3 1/2 (89.0)	4	1/2	5/8 (16)
1 1/2	40	5 (127)	9/16 (14.3)	3 7/8 (98.5)	4	1/2	5/8 (16)
2	50	6 (152)	5/8 (15.9)	4 3/4 (120.5)	4	5/8	3/4 (19)
2 1/2	65	7 (178)	11/16 (17.5)	5 1/2 (139.5)	4	5/8	3/4 (19)
3	80	7 1/2 (191)	3/4 (19.1)	6 (152.5)	4	5/8	3/4 (19)
3 1/2	90	8 1/2 (216)	13/16 (22.3)	7 (178.0)	8	5/8	3/4 (19)
4	100	9 (229)	15/16 (23.9)	7 1/2 (190.5)	8	5/8	3/4 (19)
5	125	10 (254)	15/16 (23.9)	8 1/2 (216.0)	8	3/4	7/8 (22)
6	150	11 (279)	1 (25.4)	9 1/2 (241.5)	8	3/4	7/8 (22)
8	200	13 1/2 (343)	1 1/8 (28.6)	11 3/4 (298.5)	8	3/4	7/8 (22)
10	250	16 (406)	1 3/16 (30.2)	14 1/4 (362.0)	12	7/8	1 (25)
12	300	19 (483)	1 1/4 (31.8)	17 (432.0)	12	7/8	1 (25)
14	350	21 (533)	1 3/8 (35.0)	18 3/4 (476.0)	12	1	1 1/8 (29)
16	400	23 1/2 (597)	1 7/16 (36.6)	21 1/4 (539.5)	16	1	1 1/8 (29)
18	450	25 (635)	1 9/16 (39.7)	22 3/4 (578.0)	16	1 1/8	1 1/4 (32)
20	500	27 1/2 (699)	1 11/16 (42.9)	25 (635.0)	20	1 1/8	1 1/4 (32)
24	600	32 (813)	1 7/8 (47.7)	29 1/2 (749.5)	20	1 1/4	1 3/8 (35)



MATERIAL

Body	Cast Iron · Ductile Iron
Cover	Cast Steel · Cast Stainless Steel
Gland	Cast Steel · Cast Stainless Steel
Disc	Ductile Iron · Cast Stainless Steel
Stand	Cast Iron · Ductile Iron
Disc Seat Ring	Rubber Type : NBR · EPDM · SBR Flourine Resin : PTFE
Valve Stem	Stainless Steel

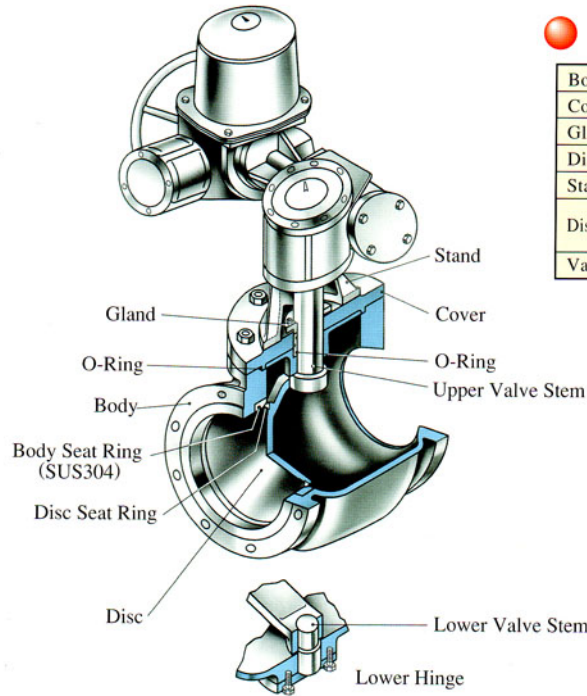
PN10 / PN16

BS 4504 FLANGE DIMENSIONS

Unit : mm

in	BS 4504 PN10										BS 4504 PN16								
	mm	D	C	t	h	g	f	No. of Bolts	Dia. of Bolts	D	C	t	h	g	f	No. of Bolts	Dia. of Bolts		
1 1/2	40	For nominal size 150mm under use BS4504 PN16										150	110	18	19	88	3	4	M16
2	50											165	125	20	19	102	3	4	M16
2 1/2	65											185	145	20	19	122	3	4	M16
3	80											200	160	22	19	138	3	8	M16
4	100											220	180	24	19	158	3	8	M16
5	125											250	210	26	19	188	3	8	M16
6	150	285	240	26	23	212	3	8	M20										
8	200	340	295	26	22	268	3	8	M20	340	295	30	23	268	3	12	M20		
10	250	395	350	28	22	320	3	12	M20	405	355	32	28	320	3	12	M24		
12	300	445	400	28	22	370	4	12	M20	460	410	32	28	378	4	12	M24		
14	350	505	460	30	22	430	4	16	M20	520	470	36	28	438	4	16	M24		
16	400	565	515	32	26	482	4	16	M24	580	525	38	31	490	4	16	M27		
18	450	615	565	32	26	532	4	20	M24	640	585	40	31	550	4	20	M27		
20	500	670	620	34	26	585	4	20	M24	715	650	42	34	610	4	20	M30		
24	600	780	725	36	30	685	5	20	M27	840	770	48	37	725	5	20	M33		

BS 4504 Flange Dimensions Table



MATERIAL

Body	Cast Iron · Ductile Iron
Cover	Cast Steel · Cast Stainless Steel
Gland	Cast Steel · Cast Stainless Steel
Disc	Ductile Iron · Cast Stainless Steel
Stand	Cast Iron · Ductile Iron
Disc Seat Ring	Rubber Type : NBR · EPDM · SBR Flourine Resin : PTFE
Valve Stem	Stainless Steel

