

ATLANTA Unique


PVC WALL & CEILING PANELS



Atlanta Unique PVC Wall & Ceiling Panels come in a vast spectrum of captivating colors & brilliant finishes, ideal for any area of your home or your office. Elegant & attractive, yet uncompromising in toughness, unique PVC Wall & Ceiling Panels provide you with a wide selection of designs to suit your taste & your personality.

- Moisture Proof
- Colorful & Attractive
- Durable
- Acid & Alkaline Resistance
- Environment Friendly
- Pest Resistant
- Maintenance Free

ELEGANT & ATTRACTIVE
YET UNCOMPROMISING IN TOUGHNESS





Unique PVC Wall and Ceiling Panels are not only colorful and attractive but durable as well. Made of high-grade Polyvinyl Chloride, the Panels are acid and alkali resistant. Unlike metals spandrels, the Panels, will not rust, corrode or disintegrate.

Unique PVC Wall and Ceiling Panels are environment-friendly. Wood Panels consume much of the earth's diminishing forests. Being made of PVC, Unique PVC Wall and Ceiling Panels do not contribute to the depletion of natural resources. The Panels are also not susceptible to termite and wood tick infestations.

Unique PVC Wall and Ceiling Panels are pre-painted and easy to install, cutting down on installation costs. The Panels are maintenance-free as well as economical.



ADVANTAGES

● WATERPROOF

Our products are waterproof and do not expand, contract or warp when they come in contact with water.

● PEST RESISTANT

Our products are termite proof. No termites or other insects can harm the product. Unlike any other material, which disintegrate when termites or insects attack it.

● MAINTENANCE FREE

With its closed smooth surface it is extremely easy to clean using gentle household detergent dissolved in water. The product is therefore virtually dirt resistant because there are no pores which can be filled with dirt.

● ATTRACTIVE

Hidden fasteners & bright clean appearance.

● EASY TO INSTALL

PVC Ceilings are quick and easy to install, saving installation costs on labor.

● DURABLE

Our products are very durable and lasts more than 20 years.

● ANTI FUNGI PROPERTIES

No bacteriological development on PVC.

● EXCELLENT WEATHERABILITY

PVC building materials are excellent alternative for special conditions like coastal areas (salt and storms). Problems like rotting, rust and corrosion just don't apply.



IDEAL FOR

Residential

Breweries

Car Washes

Dairy, Hog & Poultry Farms

Fisheries

Food Processing Plants

Health Care Facilities

Home Ceiling / Wall Panels

Kennels

Laboratories

Laundrymats

Commercial

Marinas

Meat Packaging Facilities

Nursing Homes

Public Restroom

Refrigerated Warehouses

Restaurant Kitchens

Riding Stables

Schools

Supermarkets

Theme Parks


Agriculture / Livestocks



PRODUCT RANGE

CEILING PANEL

COLOR:



IVORY WHITE

COFFEE BROWN

SPECIFICATION

EFFECTIVE WIDTH	:	177 mm (7 in.)
TOTAL WIDTH	:	195 mm
LENGTH	:	8, 10, 12, 14 ft.
THICKNESS	:	7 mm
FINISH	:	Matte / Glossy
APPLICATION	:	For Walls & Ceilings

NOTE: The Colors of the Actual Unique PVC Wall & Ceiling Panel may slightly differ from the photos above.

WALL PANEL WITH GROOVE

SPECIFICATION




EFFECTIVE WIDTH	:	177 mm (7 in.)
TOTAL WIDTH	:	195 mm
LENGTH	:	8, 10, 12, 14 ft.
THICKNESS	:	7 mm
FINISH	:	Matte / Glossy
APPLICATION	:	For Walls & Ceilings

WALL PANEL WITH GROOVE

NEW DESIGN

SPECIFICATION



EFFECTIVE WIDTH	:	177 mm (7 in.)
TOTAL WIDTH	:	195 mm
LENGTH	:	8, 10, 12, 14 ft.
THICKNESS	:	8 mm
FINISH	:	Matte / Glossy
APPLICATION	:	For Walls & Ceilings

WALL PANEL WITHOUT GROOVE

NEW DESIGN

SPECIFICATION

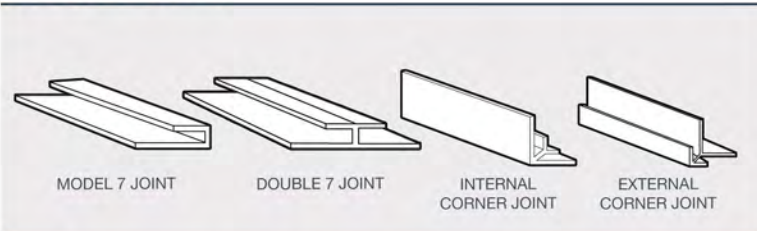







EFFECTIVE WIDTH	:	200 mm (8 in.) 240 mm (9.5 in.)
TOTAL WIDTH	:	217 mm (8 in.) 255 mm (9.5 in.)
LENGTH	:	8, 10, 12, 14 ft.
THICKNESS	:	8 mm
FINISH	:	Matte / Glossy
APPLICATION	:	For Walls & Ceilings



ACCESSORIES

SPECIFICATION



LENGTH	:	12 ft.
COLORS AVAILABLE	:	
		    
		white light brown coffee brown granite gray granite

NOTE: The Colors of the Actual Unique PVC Wall & Ceiling Panel may slightly differ from the photos above.

PROJECT PHOTOS



UNIMART



WALTERMART



ROBINSON FAIRVIEW



ROBINSON LAS PINAS



SKYWAY QUIRINO



EAST AVE. HOSPITAL



GOLDILOCKS



TOTAL



UNIOIL



MAGNOLIA FACTORY



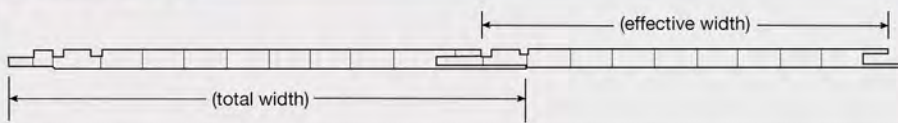
VALENZUELA CITY HALL



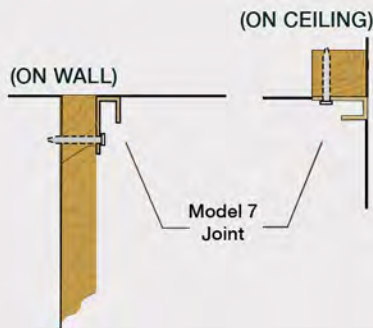
ADVENTIST CHURCH

INSTALLATION

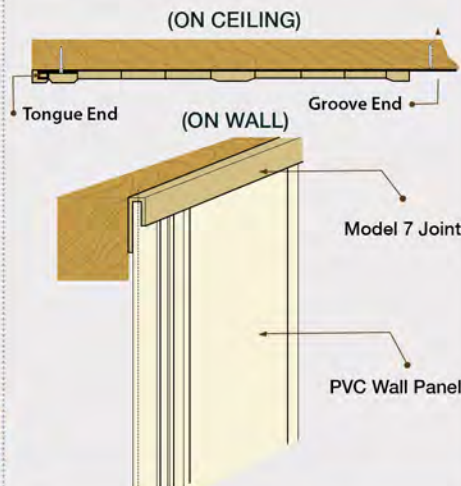
FOR PANELS



1. Nail panel accessories to corner sides of the wall.



2. Install the ceiling or wall panels by inserting the tongue end of the panels into the groove of the accessories and then by nailing the groove end of the panel to the ceiling joint or wall stud.

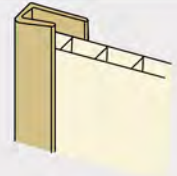


3. Install succeeding panels by this procedure until the last panel. Finish the installation by fastening panel accessories at the final perimeter.

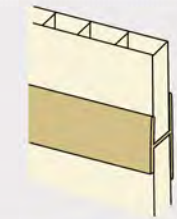


ACCESSORIES


Model 7 Joint



Double 7 Joint



Double Side Internal Corner Joint



Double Side External Corner Joint

